

# COUNTY OF GILLESPIE

Kelly Eckhardt  
County Treasurer

Gillespie County Courthouse  
101 West Main Street, Unit #5  
Room 106

Office 830-997-6521  
Fax 830-990-2307

FREDERICKSBURG, TEXAS  
78624-3700


## AFFIDAVIT


I, Kelly Eckhardt, Treasurer, in and for the County of Gillespie, State of Texas, do present the foregoing Monthly Report to be a true and correct statement, to the best of my knowledge, of all accounts under the control of the Gillespie County Treasurer for June 30, 2019.

  
\_\_\_\_\_  
Kelly Eckhardt, Gillespie County Treasurer


June 2019 Cash Receipts:	\$ 800,801.39
June 2019 Cash Disbursements:	\$ 2,043,226.85
June 2019 Demand Deposits:	\$15,943,414.02
June 2019 Pooled Investments:	\$ 4,810,007.15
June 2019 Certificates of Deposit:	\$ 7,339,000.00


Presented, examined, and accepted at the regular term of Commissioners' Court, pursuant to LGC 114.026 on this the 22nd day of July 2019.


  
\_\_\_\_\_  
Mark Stroehrer, County Judge

  
\_\_\_\_\_  
Charles Olfers, Commissioner, Pct. 1

(absent)  
\_\_\_\_\_  
Keith Kramer, Commissioner, Pct. 2

  
\_\_\_\_\_  
Dennis Neffendorf, Commissioner, Pct. 3

  
\_\_\_\_\_  
Donnie Schuch, Commissioner, Pct. 4

  
\_\_\_\_\_  
Mary Lynn Rusche, County Clerk

GILLESPIE COUNTY  
CASH TRIAL BALANCE  
AS OF JUNE 30, 2019

FUND DESCRIPTION	6/1/2019 BEGINNING BALANCE	JUNE 2019 RECEIPTS	JUNE 2019 DISBURSEMENTS	JUNE 2019 PAYROLL AND JOURNAL ENTRIES	6/30/2019 ENDING BALANCE
GENERAL FUND	15,882,800.06	505,619.90	(920,472.32)	(692,597.42)	14,775,350.22
ROAD & BRIDGE (COUNTY WIDE)	1,691,767.23	41,201.91	(31,672.13)	(3,880.25)	1,697,416.76
PRECINCT # 1	663,916.67	1,242.05	(57,236.49)	(18,867.65)	589,054.58
PRECINCT # 2	458,861.07	813.10	(56,383.48)	(19,966.42)	383,324.27
PRECINCT # 3	669,972.66	1,232.44	(67,323.84)	(19,435.21)	584,446.05
PRECINCT # 4	812,347.24	7,217.55	(69,417.94)	(21,400.51)	728,746.34
LAW LIBRARY FUND	2,707.70	.00	(2,204.03)	.00	503.67
LATERAL ROAD	26,598.96	.00	.00	.00	26,598.96
CRIMINAL JUSTICE	2,434.64	1,185.00	.00	.00	3,619.64
PROBATE FUND	44,291.22	.00	(318.66)	.00	43,972.56
COURT REPORTER SERVICE FUND	3,042.34	.00	.00	.00	3,042.34
WASTE WATER (STATE FEE)	900.00	220.00	.00	.00	1,120.00
COUNTY RECORDS MANAGEMENT	41,015.23	.00	.00	.00	41,015.23
COUNTY CLERK RECORDS MGMNT	161,850.23	.00	(8.17)	(1,729.15)	160,112.91
SHERIFF FORFEITURE FUND	42,748.22	31,261.96	(1,129.53)	.00	72,880.65
JUSTICE COURT BLDG SECURITY	6,827.17	.00	.00	.00	6,827.17
COURTHOUSE SECURITY FUND	62,569.17	.00	.00	.00	62,569.17
DISTRICT CLERK RECORDS MGMNT	13,034.39	.00	.00	.00	13,034.39
COUNTY & DISTRICT COURT TECH	31,203.71	.00	.00	.00	31,203.71
OCCUPANCY TAX	692,011.04	7,998.73	2,350.00	.00	702,359.77
PRETRIAL INTERVENTION	155,422.78	500.00	.00	.00	155,922.78
SHERIFF EQUITABLE SHARING	1,255.34	.43	(1,048.41)	.00	207.36
JUSTICE OF PEACE NO 3	25,754.30	25,603.00	(245.00)	.00	51,112.30
JUSTICE OF PEACE NO 4	7,161.40	3,969.10	(300.00)	.00	10,830.50
JUDICIAL COURT TECHNOLOGY	79,394.22	.00	.00	.00	79,394.22
INTEREST & SINKING FUND	32,700.87	1,334.33	.00	.00	34,035.20

GILLESPIE COUNTY  
CASH TRIAL BALANCE  
AS OF JUNE 30, 2019

FUND DESCRIPTION	6/1/2019 BEGINNING BALANCE	JUNE 2019 RECEIPTS	JUNE 2019 DISBURSEMENTS	JUNE 2019 PAYROLL AND JOURNAL ENTRIES	6/30/2019 ENDING BALANCE
GOB SERIES 2013 JAIL PROJECT	178,981.83	361.28	.00	.00	179,343.11
GOB SERIES 2013 INT & SINK	278,938.48	7,709.80	.00	.00	286,648.28
CAPITAL IMPROVMNT/MAINTENANC	6,552,657.86	13,690.86	.00	.00	6,566,348.72
AIRPORT CAPITAL PROJECT GRAN	15.18	.00	.00	.00	15.18
AIRPORT OPERATING FUND	56,201.02	28,796.53	(4,744.93)	(8,713.07)	71,539.55
LEOSE SHERIFF	7,432.27	.00	.00	.00	7,432.27
LEOSE CONSTABLE NO 1	10,205.56	.00	.00	.00	10,205.56
COUNTY ATTORNEY HOT CHECK	11,387.27	2,359.28	(1,882.10)	.00	11,864.45
TAX ASSESSOR - M V I FUND	106.75	.00	.00	.00	106.75
LEOSE CONSTABLE NO 2	8,633.30	.00	.00	.00	8,633.30
APPELLATE JUDICIAL SYSTEM	.00	.00	.00	.00	.00
ALTERNATIVE DISPUTE RESOLUTI	.00	.00	.00	.00	.00
JUSTICE OF PEACE NO 1	28,266.92	11,015.90	(902.55)	.00	38,380.27
JUSTICE OF PEACE NO 2	21,086.69	7,675.82	(882.40)	.00	27,880.11
MCDERMOTT (PML)	114,933.55	240.14	.00	.00	115,173.69
UNCLAIMED MONIES	33,313.41	.00	.00	.00	33,313.41
BREITEN FUND (PML)	183,092.85	379.12	(1,639.51)	.00	181,832.46
SHERIFF ABANDONED VEHICLE	1,254.87	2.62	.00	.00	1,257.49
COUNTY CLERK OPERATING	135,576.73	55,513.88	(430.85)	.00	190,659.76
DISTRICT CLERK OPERATING	100,174.23	43,656.66	(14,513.00)	(26,231.83)	103,086.06
	29,334,846.63	800,801.39	(1,230,405.34)	(812,821.51)	28,092,421.17

Gillespie County  
Funds in General Cash  
As of June 30, 2019

Fund	Description	Cash Trial Balance
10	General Fund	\$14,775,350.22
15	Road and Bridge-CW	\$1,697,416.76
16	Pct #1	\$589,054.58
17	Pct #2	\$383,324.27
18	Pct #3	\$584,446.05
19	Pct #4	\$728,746.34
20	Law Library	\$503.67
21	Lateral Road	\$26,598.96
22	Criminal Justice	\$3,619.64
24	Probate	\$43,972.56
25	Court Reporter Service	\$3,042.34
27	Waste Water	\$1,120.00
28	County Records Management	\$41,015.23
29	CC Records Management	\$160,112.91
30	Sheriff Forfeiture	\$72,880.65
31	Justice Court Bldg Security	\$6,827.17
32	Courthouse Security	\$62,569.17
34	DC Records Management	\$13,034.39
35	County & District Court Tech	\$31,203.71
36	Occupancy Tax	\$702,359.77
37	PreTrial Intervention	\$155,922.78
40	Sheriff Equitable Sharing	\$207.36
51	Judicial Court Technology	\$79,394.22
70	Capital Improvement/Maintenance	\$6,566,348.72
71	Aiport Capital Project Grant	\$15.18
72	Airport Operating	\$71,539.55
78	LEOSE Sheriff	\$7,432.27
79	LEOSE Constable No 1	\$10,205.56
81	Tax Assessor-MVI	\$106.75
82	LEOSE Constable No 2	\$8,633.30
83	Appellate Judicial System	\$0.00
84	Alternative Dispute Resolution	\$0.00
89	McDermott	\$115,173.69
90	Unclaimed Monies	\$33,313.41
92	Breiten	\$181,832.46
93	Sheriff Abandoned Vehicle	\$1,257.49
	Total Funds	\$27,158,581.13

SSB&T Checking	\$1.00
SSB&T Sweep	\$15,556,580.05
SSB&T CDARS	\$500,000.00
SSB&T CDS	\$500,000.00
Texas Regional Bank CDs	\$2,400,000.00
MBS CDs	\$2,964,000.00
FNC CDs	\$975,000.00
TexPool	\$3,124,204.46
Texas Class	\$1,535,837.05

**Difference** 0.00

ACCOUNT OF  
Gillespie County State of Texas  
As of June 30, 2019

Bank Checking Account Balance	1.00	COB 2001-I&SA-Fund 53	34,035.20
Sweep Account Balance	33,878.40		

<u>Credit</u>	
GCAD Transfer in Process	155.80
<u>Sub-Total</u>	155.80

<u>Debit</u>	
<u>Sub-Total</u>	0.00
<u>Adjusted Balance</u>	34,035.20

Adjusted Balance 34,035.20

<u>Credit</u>	
<u>Sub-Total</u>	0.00

<u>Debit</u>	
check pending release	
<u>Sub-Total</u>	0.00
<u>Adjusted Balance</u>	34,035.20

Difference 0.00

ACCOUNT OF  
Gillespie County State of Texas  
As of June 30, 2019

Bank Checking Account Balance	1.00	GOB 2013-IS13-Fund 62	286,648.28
Sweep Account Balance	285,764.39		

<u>Credit</u>	
GCAD Transfer in Process	882.89
<u>Sub-Total</u>	882.89

<u>Credit</u>	
<u>Sub-Total</u>	0.00

<u>Debit</u>	
<u>Sub-Total</u>	0.00

<u>Debit</u>	
<u>Sub-Total</u>	0.00

<u>Adjusted Balance</u>	286,648.28
-------------------------	------------

<u>Adjusted Balance</u>	286,648.28
-------------------------	------------

<u>Adjusted Balance</u>	286,648.28
-------------------------	------------

<u>Difference</u>	0.00
-------------------	------

ACCOUNT OF  
Gillespie County State of Texas  
As of June 30, 2019

Bank Checking Account Balance	1.00	2013 Jail Project-2013	179,343.11
Sweep Account Balance	29,376.47		
Texas Class	149,965.64		

Credit

\_\_\_\_\_  
\_\_\_\_\_  
\_\_\_\_\_  
\_\_\_\_\_  
\_\_\_\_\_  
\_\_\_\_\_  
\_\_\_\_\_  
\_\_\_\_\_

Sub-Total 0.00

Debit

\_\_\_\_\_  
\_\_\_\_\_  
\_\_\_\_\_  
\_\_\_\_\_  
\_\_\_\_\_  
\_\_\_\_\_  
\_\_\_\_\_  
\_\_\_\_\_

Sub-Total 0.00

Adjusted Balance 179,343.11

Adjusted Balance 179,343.11

Credit

\_\_\_\_\_  
\_\_\_\_\_  
\_\_\_\_\_  
\_\_\_\_\_  
\_\_\_\_\_  
\_\_\_\_\_  
\_\_\_\_\_  
\_\_\_\_\_

Sub-Total 0.00

Debit

\_\_\_\_\_  
\_\_\_\_\_  
\_\_\_\_\_  
\_\_\_\_\_  
\_\_\_\_\_  
\_\_\_\_\_  
\_\_\_\_\_  
\_\_\_\_\_

Sub-Total 0.00

Adjusted Balance 179,343.11

Difference 0.00



ACCOUNT OF  
Gillespie County State of Texas  
As of June 30, 2019

Bank Checking Account Balance	<u>14,251.10</u>	County Attorney-ATTY	<u>11,864.45</u>
-------------------------------	------------------	----------------------	------------------

<u>Credit</u>	
6/28 Deposit in Process-7/1	<u>30.00</u>
<u>Sub-Total</u>	<u>30.00</u>

<u>Debit</u>	
Outstanding Checks	<u>2,415.59</u>
6/30 Interest Transfer Pending	<u>1.06</u>
<u>Sub-Total</u>	<u>2,416.65</u>
<u>Adjusted Balance</u>	<u>11,864.45</u>

Adjusted Balance 11,864.45

<u>Credit</u>	
<u>Sub-Total</u>	<u>0.00</u>

<u>Debit</u>	
check pending release	
<u>Sub-Total</u>	<u>0.00</u>
<u>Adjusted Balance</u>	<u>11,864.45</u>

Difference 0.00

ACCOUNT OF  
Gillespie County State of Texas  
As of June 30, 2019

Bank Checking Account Balance	<u>40,259.92</u>	JP #1-Fund 85	<u>38,380.27</u>
-------------------------------	------------------	---------------	------------------

<u>Credit</u>	
6/28 CC Deposit in Process	<u>145.00</u>
<u>Sub-Total</u>	<u>145.00</u>

<u>Debit</u>	
Outstanding Checks	<u>2,022.03</u>
May Interest Transfer Pending	<u>2.62</u>
<u>Sub-Total</u>	<u>2,024.65</u>

<u>Adjusted Balance</u>	<u>38,380.27</u>
-------------------------	------------------

<u>Adjusted Balance</u>	<u>38,380.27</u>
-------------------------	------------------

<u>Credit</u>	
<u>Sub-Total</u>	<u>0.00</u>

<u>Debit</u>	
<u>Sub-Total</u>	<u>0.00</u>

<u>Adjusted Balance</u>	<u>38,380.27</u>
-------------------------	------------------

<u>Difference</u>	<u>0.00</u>
-------------------	-------------

ACCOUNT OF  
Gillespie County State of Texas  
As of June 30, 2019

Bank Checking Account Balance      29,793.23    JP #2-Fund 86      27,880.11

Credit  
6/27 Deposit in Process      71.00  
\_\_\_\_\_  
\_\_\_\_\_  
\_\_\_\_\_  
\_\_\_\_\_  
\_\_\_\_\_  
\_\_\_\_\_  
\_\_\_\_\_  
Sub-Total      71.00

Debit  
Outstanding Checks      860.77  
May Interest Transfer Pending      1.98  
\_\_\_\_\_  
\_\_\_\_\_  
\_\_\_\_\_  
\_\_\_\_\_  
\_\_\_\_\_  
\_\_\_\_\_  
Sub-Total      862.75

Adjusted Balance      29,001.48

Adjusted Balance      29,001.48

Credit  
2008 CC reversal not done      324.00  
2015 CC reversal not done      110.00  
6/27 CC-Romanick      110.00  
6/27 CC-Kreller      175.00  
5/29 Transfer from County Clerk      292.37  
6/13 Transfer from JP 1-Zubiaur      110.00  
\_\_\_\_\_  
\_\_\_\_\_  
\_\_\_\_\_  
Sub-Total      1,121.37

Debit  
\_\_\_\_\_  
\_\_\_\_\_  
\_\_\_\_\_  
\_\_\_\_\_  
\_\_\_\_\_  
\_\_\_\_\_  
\_\_\_\_\_  
Sub-Total      0.00

Adjusted Balance      29,001.48

Difference      0.00

Bank Checking Account Balance	51,327.79	JP #3-Fund 43	51,112.30
-------------------------------	-----------	---------------	-----------

<b>Adjusted Balance</b>	<b>52,432.30</b>
-------------------------	------------------

Adjusted Balance	52,212.30
------------------	-----------

Difference  $\frac{0.67}{0.89} = 0.75$

ACCOUNT OF  
Gillespie County State of Texas  
As of June 30, 2019

Bank Checking Account Balance      10,345.18    JP #4-Fund 44      10,830.50

Credit  
6/27/19 Deposit In Process      250.00  
6/28/19 Deposit In Process      126.00  
6/28/2019 CC Deposit in Process      110.00  
\_\_\_\_\_  
\_\_\_\_\_  
\_\_\_\_\_  
\_\_\_\_\_  
\_\_\_\_\_  
\_\_\_\_\_  
Sub-Total      486.00

Debit  
Outstanding Checks      0.00  
May Interest Transfer      0.68  
\_\_\_\_\_  
\_\_\_\_\_  
\_\_\_\_\_  
\_\_\_\_\_  
\_\_\_\_\_  
\_\_\_\_\_  
Sub-Total      0.68

Adjusted Balance      10,830.50

Adjusted Balance      10,830.50

Credit  
\_\_\_\_\_  
\_\_\_\_\_  
\_\_\_\_\_  
\_\_\_\_\_  
\_\_\_\_\_  
\_\_\_\_\_  
\_\_\_\_\_  
\_\_\_\_\_  
Sub-Total      0.00

Debit  
\_\_\_\_\_  
\_\_\_\_\_  
\_\_\_\_\_  
\_\_\_\_\_  
\_\_\_\_\_  
\_\_\_\_\_  
\_\_\_\_\_  
\_\_\_\_\_  
Sub-Total      0.00

Adjusted Balance      10,830.50

Difference      0.00

ACCOUNT OF  
Gillespie County State of Texas  
As of June 30, 2019

Bank Checking Account Balance      115,030.03      District Clerk Operating-DIST      103,086.06

<u>Credit</u>	
6/27 Deposit in Process	<u>1,333.31</u>
6/28 Deposit in Process	<u>60.75</u>
6/27 Efile Deposit in Process	<u>0.75</u>
6/27 Efile Deposit in Process	<u>606.00</u>
6/28 Efile Deposit in Process	<u>3,268.25</u>
6/28 Efile Deposit in Process	<u>685.25</u>
Sub-Total	<u>5,954.31</u>

<u>Debit</u>	
Outstanding Checks	<u>13,314.00</u>
Old Checks prior to 09.2009	<u>4,361.86</u>
May Interest Transfer in Process	<u>8.42</u>
Sub-Total	<u>17,684.28</u>

Adjusted Balance      103,300.06

Adjusted Balance      **103,300.06**

<u>Credit</u>	
6/13 CC-Bauhs	<u>60.00</u>
6/13 CC	<u>52.00</u>
6/13 CC	<u>52.00</u>
6/11 Transfer from County Clerk	<u>50.00</u>
Sub-Total	<u>214.00</u>

<u>Debit</u>	
Sub-Total	<u>0.00</u>

Adjusted Balance      **103,300.06**

Difference      **0.00**

ACCOUNT OF  
Gillespie County State of Texas  
As of June 30, 2019

Bank Checking Account Balance      187,058.88      County Clerk Operating-COCL      190,659.76

Credit

6/27 Deposit in process	<u>1,579.50</u>
6/28 Deposit in process	<u>646.40</u>
6/28 Deposit in process	<u>1,701.00</u>
6/28 Certified Payments in process	<u>32.00</u>

Sub-Total      3,958.90

Debit

Outstanding Checks	<u>216.56</u>
June Interest Transfer in Process	<u>11.96</u>

outstanding checks prior 10.2009

4905 of 11.17.2008	<u>50.00</u>
4927 of 12.15.2008	<u>1.00</u>
4936 of 01.22.2009	<u>2.00</u>
4938 of 01.22.2009	<u>2.00</u>
4968 of 03.06.2009	<u>1.00</u>
4969 of 03.06.2009	<u>10.00</u>
4970 of 03.06.2009	<u>42.00</u>
5058 of 09.17.2009	<u>0.50</u>

Sub-Total      337.02

Adjusted Balance      190,680.76

Adjusted Balance      190,680.76

Credit

6/28 IRS Payment	<u>21.00</u>
------------------	--------------

Sub-Total      21.00

Debit

Sub-Total      0.00

Adjusted Balance      190,680.76

Difference      0.00

**Gillespie County Investments**  
**6/30/2019**

Issuer	Investment Type	Maturity Date	Interest Rate	6/1/2019 Market(Book) Value	June Additions/ Paid/Accrued Interest	June Withdrawals	6/30/2019 Market(Book) Value
Texas Class-General Fund	Investment Pool	on Demand	2.56%	\$1,532,678.40	\$3,158.65	\$0.00	\$1,535,837.05
Texas Class-GOB Series 2013	Investment Pool	on Demand	2.56%	\$149,657.22	\$308.42	\$0.00	\$149,965.64
TexPool-General Fund	Investment Pool	on Demand	2.05%	\$3,118,101.83	\$6,102.63	\$0.00	\$3,124,204.46
<b>Total Investment Pools</b>				<b>\$4,800,437.45</b>	<b>\$9,569.70</b>	<b>\$0.00</b>	<b>\$4,810,007.15</b>
<b>Average Investment Pool Rate</b>			<b>2.39%</b>				

Issuer	Investment Type	Maturity Date	Interest Rate	6/1/2019 Book Value	June Additions/ Paid/Accrued Interest	June Withdrawals	6/30/2019 Book Value
SSB&T-General Fund	Collateralized CD	9/1/2019	1.45%	\$500,000.00	\$615.75	(\$615.75)	\$500,000.00
Texas Regional Bank-General Fund	Collateralized CD	7/2/2019	1.45%	\$100,000.00	\$123.15	(\$123.15)	\$100,000.00
Texas Regional Bank-General Fund	Collateralized CD	8/2/2019	1.45%	\$100,000.00	\$123.15	(\$123.15)	\$100,000.00
Texas Regional Bank-General Fund	Collateralized CD	8/7/2019	1.45%	\$100,000.00	\$123.15	(\$123.15)	\$100,000.00
Texas Regional Bank-General Fund	Collateralized CD	8/7/2019	1.45%	\$100,000.00	\$123.15	(\$123.15)	\$100,000.00
Texas Regional Bank-General Fund	Collateralized CD	8/22/2019	1.45%	\$100,000.00	\$157.12	(\$157.12)	\$100,000.00
Texas Regional Bank-General Fund	Collateralized CD	9/1/2019	1.45%	\$100,000.00	\$123.15	(\$123.15)	\$100,000.00
Texas Regional Bank-General Fund	Collateralized CD	9/2/2019	1.45%	\$100,000.00	\$123.15	(\$123.15)	\$100,000.00
Texas Regional Bank-General Fund	Collateralized CD	9/7/2019	1.45%	\$100,000.00	\$123.15	(\$123.15)	\$100,000.00
Texas Regional Bank-General Fund	Collateralized CD	10/1/2019	2.10%	\$300,000.00	\$535.07	(\$535.07)	\$300,000.00
Texas Regional Bank-General Fund	Collateralized CD	10/2/2019	1.45%	\$100,000.00	\$123.15	(\$123.15)	\$100,000.00
Texas Regional Bank-General Fund	Collateralized CD	10/18/2019	2.10%	\$200,000.00	\$356.75	(\$356.75)	\$200,000.00
Texas Regional Bank-General Fund	Collateralized CD	10/30/2019	1.45%	\$100,000.00	\$119.18	(\$119.18)	\$100,000.00
Texas Regional Bank-General Fund	Collateralized CD	10/30/2019	1.45%	\$100,000.00	\$119.18	(\$119.18)	\$100,000.00
Texas Regional Bank-General Fund	Collateralized CD	11/11/2019	1.75%	\$100,000.00	\$148.64	(\$148.64)	\$100,000.00
Texas Regional Bank-General Fund	Collateralized CD	11/28/2019	2.20%	\$300,000.00	\$542.50	(\$542.50)	\$300,000.00
Texas Regional Bank-General Fund	Collateralized CD	12/3/2019	1.85%	\$100,000.00	\$157.12	(\$157.12)	\$100,000.00
Texas Regional Bank-General Fund	Collateralized CD	12/7/2019	1.85%	\$100,000.00	\$123.15	(\$123.15)	\$100,000.00
Texas Regional Bank-General Fund	Collateralized CD	12/15/2019	2.25%	\$100,000.00	\$191.10	(\$191.10)	\$100,000.00
Texas Regional Bank-General Fund	Collateralized CD	1/19/2020	2.25%	\$100,000.00	\$191.11	(\$191.11)	\$100,000.00
<b>Total Collateralized CDs</b>				<b>\$2,900,000.00</b>	<b>\$4,241.87</b>	<b>(\$4,241.87)</b>	<b>\$2,900,000.00</b>
<b>Average Collateralized CD Rate</b>			<b>1.69%</b>				



**Gillespie County Investments**  
**6/30/2019**

Issuer	Investment Type	Maturity Date	Interest Rate	6/1/2019 Book Value	June Additions/ Paid/Accrued Interest	June Withdrawals	6/30/2019 Book Value	6/30/2019 Market Value
SSB&T-CDARS-General Fund	Brokered CD-FDIC Insured	4/16/2020	2.30%	\$500,000.00	\$946.08	(\$946.08)	\$500,000.00	\$500,000.00
FNC-Affinity-General Fund	Brokered CD-FDIC Insured	4/3/2020	2.65%	\$243,000.00	\$529.27	\$0.00	\$243,000.00	\$243,845.64
FNC-BankUnited, NA-General Fund	Brokered CD-FDIC Insured	5/29/2020	2.45%	\$244,000.00	\$491.34	\$0.00	\$244,000.00	\$244,600.24
FNC-Berkshire Bank-General Fund	Brokered CD-FDIC Insured	5/29/2020	2.40%	\$244,000.00	\$481.32	\$0.00	\$244,000.00	\$244,488.00
FNC-Fifth Third Bank-General Fund	Brokered CD-FDIC Insured	4/3/2020	2.45%	\$244,000.00	\$491.34	\$0.00	\$244,000.00	\$244,478.24
MSB-First Technology Fed CU-General Fund	Brokered CD-FDIC Insured	12/16/2019	2.00%	\$250,000.00	\$410.96	(\$424.66)	\$250,000.00	\$249,860.00
MSB-Morgan Stanley Bank NA-General Fund	Brokered CD-FDIC Insured	12/9/2019	1.95%	\$250,000.00	\$400.68	(\$2,430.82)	\$250,000.00	\$249,797.50
MSB-New York Community Bank-General Fund	Brokered CD-FDIC Insured	5/22/2020	2.45%	\$244,000.00	\$605.99	\$0.00	\$244,000.00	\$244,538.16
MSB-USAlliance Fec CU-General Fund	Brokered CD-FDIC Insured	5/28/2021	2.50%	\$249,000.00	\$511.64	\$0.00	\$249,000.00	\$249,804.27
MSB-Customers Bank-General Fund	Brokered CD-FDIC Insured	2/21/2020	2.40%	\$0.00	\$246,145.58	\$0.00	\$246,000.00	\$246,388.68
MSB-Bank Ozark-General Fund	Brokered CD-FDIC Insured	3/6/2020	2.40%	\$0.00	\$245,370.52	\$0.00	\$245,000.00	\$245,389.55
MSB-First Alliance CU-General Fund	Brokered CD-FDIC Insured	6/12/2020	2.45%	\$0.00	\$244,262.05	\$0.00	\$244,000.00	\$244,631.96
MSB-Dime Community Bank-General Fund	Brokered CD-FDIC Insured	9/14/2020	2.40%	\$0.00	\$247,259.86	\$0.00	\$247,000.00	\$247,652.08
MSB-Ally Bank-General Fund	Brokered CD-FDIC Insured	6/14/2021	2.40%	\$0.00	\$247,276.10	\$0.00	\$247,000.00	\$247,936.13
MSB-Goldman Sachs-General Fund	Brokered CD-FDIC Insured	6/14/2021	2.40%	\$0.00	\$247,292.34	\$0.00	\$247,000.00	\$247,939.13
MSB-Morgan Stanley Private Bank-General Fund	Brokered CD-FDIC Insured	6/14/2021	2.45%	\$0.00	\$246,280.71	\$0.00	\$246,000.00	\$247,168.50
MSB-University Iowa Community CU-General Fund	Brokered CD-FDIC Insured	6/14/2021	2.45%	\$0.00	\$249,267.42	\$0.00	\$249,000.00	\$250,185.24
<b>Total Brokered CD-FDIC Insured</b>				<b>\$2,468,000.00</b>	<b>\$1,978,023.20</b>	<b>(\$3,801.56)</b>	<b>\$4,439,000.00</b>	<b>\$4,448,703.32</b>
<b>Average Brokered CD Rate</b>			<b>2.38%</b>					

Issuer	Investment Type	Maturity Date	Interest Rate	6/1/2019 Book Value	June Additions/ Paid/Accrued Interest	June Withdrawals	6/30/2019 Book Value
Security State Bank & Trust-General	Collateralized Sweep Account	on Demand	2.43%	\$18,904,948.91	\$633,918.78	(\$3,982,287.65)	\$15,556,580.04
Security State Bank & Trust-COB2001-I&S	Collateralized Sweep Account	on Demand	2.43%	\$32,026.72	\$1,851.68	\$0.00	\$33,878.40
Security State Bank & Trust-GOB 2013-I&S	Collateralized Sweep Account	on Demand	2.43%	\$275,122.91	\$10,641.48	\$0.00	\$285,764.39
Security State Bank & Trust-2013 Jail Project	Collateralized Sweep Account	on Demand	2.43%	\$29,323.61	\$52.86	\$0.00	\$29,376.47
<b>Total Collateralized Sweep Accounts</b>				<b>\$19,241,422.15</b>	<b>\$646,464.80</b>	<b>(\$3,982,287.65)</b>	<b>\$15,905,599.30</b>

I hereby submit the above report as the written report of investment transactions for all invested funds held by Gillespie County Treasurer for the month ending June 30, 2019 and I certify that these investments are in compliance with the local investment policy and Public Funds Investment Act.



Kelly Eckhardt  
Gillespie County Treasurer and Investment Officer

# Pledges By Pledgee And Maturity

BBA

Pledged To: GILLESPIE CO

Texas Regional Bank - McAllen, TX

As Of 6/30/2019

Page 21 of 33

Receipt#	CUSIP	ASC 320	Description	Maturity	Prerefund	Pool/Type	Moody	S&P	Original Face	Pledged			
										Original Face	Par	Book Value	Market Value
	31410LGN6	AFS	FNMA 15YR	01/01/27		890405			1,655,000.00				
FHLB: FED HOME LOAN BANK						3.50			100.00%	1,655,000.00	333,963.39	345,961.95	346,869.08
	3138ENXC8	AFS	FNMA 15YR	11/01/29		AL6074			1,800,000.00				
FHLB: FED HOME LOAN BANK						3.50			100.00%	1,800,000.00	812,128.43	860,433.32	844,481.43
	3138ENXC8	AFS	FNMA 15YR	11/01/29		AL6074			1,795,000.00				
FHLB: FED HOME LOAN BANK						3.50			100.00%	1,795,000.00	809,872.52	856,136.91	842,135.65
	359271DD2	AFS	FROST ISD-BLDG TX 34	02/15/34					375,000.00				
FHLB: FED HOME LOAN BANK						4.00	AAA		68.00%	255,000.00	255,000.00	276,249.93	287,515.05
	359271DD2	AFS	FROST ISD-BLDG TX 34	02/15/34					375,000.00				
FHLB: FED HOME LOAN BANK						4.00	AAA		32.00%	120,000.00	120,000.00	129,999.96	135,301.20
5 Securities Pledged To: L - GILLESPIE CO										5,625,000.00	2,330,964.34	2,468,782.07	2,456,302.41

Although the information in this report has been obtained from sources believed to be reliable, its accuracy cannot be guaranteed.

6/28/2019 10:50 AM - JDB / TRBC

BBA - Baker Bond Accounting®

The Baker Group Software Solutions, Inc.

# Pledge Report by Maturity Date

Pledge B: GILLESPIE COUNTY - TEXAS

Safekeeping Receipt	SK Code	Cusip	ID #	Current Face	Original Face	Description	ASC 320	Moody / S&P	Coupon	Maturity	Book Value	Fair Value
	1006	970650DV6	102659	340,000.00	340,000.00	WILLIS TX GO AGM QTEO	HTM	A2 / AA	3.000	08/01/2019	340,261.16	340,424.83
	1006	535134HA1	102309	175,000.00	175,000.00	LINDALE TX UTIL SYS-C/O GO QTEO	AFS	NR / AA-	4.000	08/15/2019	175,461.32	175,519.39
	1006	535307EN8	102036	100,000.00	100,000.00	LINDEN-KILDARE TX CISD MAINT TAX NTS	HTM	NR / AA	4.125	08/15/2019	100,167.12	100,320.70
	1006	827249QZ9	103455	600,000.00	600,000.00	SILSBEE TX ISD REF GO PSF QTEO	HTM	Aaa / NR	3.000	08/15/2019	601,331.82	601,212.27
	1006	865542MF8	101937	285,000.00	285,000.00	SULPHUR SPRINGS TX ISD SCH BLDG GO A	HTM	A1 / AA	4.400	* 08/15/2019	285,117.12	286,282.50
	1006	481117CR8	102429	135,000.00	135,000.00	JOURDANTON TX C/O GO QTEO	HTM	NR / AA-	2.000	02/01/2020	135,258.97	135,302.46
	1006	151735FV4	103290	500,000.00	500,000.00	CENTER TX ISD GO PSF QTEO	HTM	NR / AAA	3.000	02/15/2020	506,089.10	505,008.73
	1006	270299FB1	103352	235,000.00	235,000.00	EARLY TX REF GO AGM QTEO	HTM	NR / AA	2.000	02/15/2020	236,140.50	235,656.20
	1006	403413AY3	103402	210,000.00	210,000.00	GUTHRIE COMMON SD TX REF GO QTEO	HTM	NR / A+	5.000	02/15/2020	215,056.54	214,399.94
	1006	733460HM4	102614	390,000.00	390,000.00	PORT ARANSAS TX ISD GO PSF QTEO PRE-R	HTM	NR / AAA	3.000	* 02/15/2020	391,685.86	393,906.81
	1006	970650DW4	102660	245,000.00	245,000.00	WILLIS TX GO AGM QTEO	HTM	A2 / AA	3.000	08/01/2020	246,713.60	248,793.03
	1006	159471AF8	103580	245,000.00	245,000.00	CHAPEL HILL TX ISD TITUS CNTY REF GO P	HTM	NR / AAA	2.500	02/15/2021	248,080.53	248,042.72
	1006	270299FC9	103353	240,000.00	240,000.00	EARLY TX REF GO AGM QTEO	HTM	NR / AA	2.000	02/15/2021	242,443.45	241,680.01
	1006	486188EJ0	102402	375,000.00	375,000.00	KAUFMAN CNTY TX GO AGM	AFS	NR / AA	3.000	02/15/2021	380,003.94	383,537.29
	1006	89438EBH3	102301	220,000.00	220,000.00	TRAVIS CNTY TX MUD #3 RFDG-SER A GO	AFS	A1 / NR	3.000	09/01/2021	220,252.35	220,441.10
	1006	208435NE3	102168	610,000.00	610,000.00	CONROE TX WTR & SWR REV AGM QTEO	HTM	NR / AA	3.000	11/15/2021	616,053.23	619,409.66
	1006	899474UY4	103514	310,000.00	310,000.00	TULOSO-MIDWAY TX ISD REF GO PSF QTEC	HTM	NR / AAA	3.000	02/15/2022	317,932.27	322,629.14
	1006	932440BS8	103584	385,000.00	385,000.00	WALLER CNTY TX GO BDS 2017 QTEO	HTM	NR / AA	3.000	02/15/2022	396,621.74	399,017.07
	1006	117622FT2	102166	150,000.00	150,000.00	BRYAN TX WW & SS REV AGC	HTM	Aa2 / AA	4.000	07/01/2022	150,000.00	150,345.00
	1006	385082HZ8	102164	230,000.00	230,000.00	GRANBURY TX UTIL SYS REV AGM QTEO	HTM	A2 / AA	4.000	09/15/2022	232,677.44	235,700.20
	1006	3133EFX44	103308	2,000,000.00	2,000,000.00	FFCB	AFS		2.050	10/05/2022	2,000,000.00	1,994,542.45
	1006	046573GE5	103474	430,000.00	430,000.00	ATASCOSA CNTY TX C/O GO QTEO	HTM	NR / AA	3.000	02/01/2023	444,434.42	450,362.82
	1006	882057CP5	102018	200,000.00	200,000.00	TEXARKANA TX WW & SS REV AMBAC SIN	HTM	A1 / AA-	4.250	02/01/2023	200,000.00	200,404.43
	1006	929831FX8	103497	450,000.00	450,000.00	WACO TX C/O GO QTEO	HTM	Aa1 / AA+	3.000	02/01/2023	463,558.29	471,309.93
	1006	3130A74E2	103224	1,000,000.00	1,000,000.00	FHLB	AFS		2.330	02/16/2023	1,000,000.00	999,344.75
	1006	157789GX0	103579	480,000.00	480,000.00	CHAMBERS CNTY TX GO QTEO	HTM	NR / AA	3.000	03/01/2023	500,066.86	504,869.87
	1006	3133EF3E5	103287	1,000,000.00	1,000,000.00	FFCB	AFS		2.050	04/18/2023	1,000,000.00	996,349.12
	1006	006514GC1	103457	250,000.00	250,000.00	ADDICKS TX UD WW & SS GO BAM QTEO	HTM	NR / AA	2.250	09/01/2023	247,612.51	252,332.85
	1006	970007LR9	103369	230,000.00	230,000.00	WILLIAMSON CNTY TX WW&SS IRR & DRAI	HTM	A3 / AA	3.000	09/01/2023	236,914.85	235,748.72
	1006	385082JA1	102165	240,000.00	240,000.00	GRANBURY TX UTIL SYS REV AGM QTEO	HTM	A2 / AA	4.000	09/15/2023	242,265.84	245,948.03
	1006	016140NG6	103484	210,000.00	210,000.00	ALICE TX REF GO AGM QTEO	HTM	NR / AA	4.000	02/01/2024	223,619.12	230,956.80
	1006	286525QG8	103472	395,000.00	395,000.00	ELGIN TX C/O GO BAM QTEO	HTM	Baa1 / AA	4.000	07/15/2024	426,865.45	437,261.58
	1006	877294SS8	103577	260,000.00	260,000.00	TAYLOR TX GO REF BDS 2017 QTEO	HTM	NR / AA-	4.000	08/15/2024	284,946.52	288,140.23
	1006	006514GD9	103458	250,000.00	250,000.00	ADDICKS TX UD WW & SS GO BAM QTEO	HTM	NR / AA	2.500	09/01/2024	248,253.15	254,067.99
	1006	046573GG0	103487	460,000.00	460,000.00	ATASCOSA CNTY TX C/O GO QTEO	HTM	NR / AA	3.000	02/01/2025	477,523.06	488,521.56
	1006	078275X25	103451	925,000.00	925,000.00	BELLAIRE TX REF GO QTEO	HTM	NR / AAA	2.000	02/15/2025	910,835.92	936,582.40
	1006	513642EA2	102484	245,000.00	245,000.00	LAMPASAS TX GO SINKING FUND QTEO	HTM	NR / AA-	3.000	02/15/2025	247,716.28	249,417.13

Note: Refer to the U.S. Government and Agency Ratings report for ratings on treasury, agency and pass through securities.


**FinSer**



(210) 224-5492  
(210) 224-8787

9601 McAllister Freeway, Suite 301, San Antonio, Texas 78216-4633

## II. Pledge & Safekeeping Reports



# Pledge Report by Maturity Date

Pledge B: GILLESPIE COUNTY - TEXAS

As of 06/30/19

Page 129

Safekeeping Receipt	SK Code	Cusip	ID #	Current Face	Original Face	Description	ASC 320	Moody / S&P	Coupon	Maturity	Book Value	Fair Value
	1006	38588NEZ8	102903	250,000.00	250,000.00	GRAND LAKES MUD #1 TX GO AGM QTEO	AFS	NR / AA	4.000	04/01/2025	258,069.72	261,364.48
	1006	622707RU3	102910	250,000.00	250,000.00	MOUNT PLEASANT TX ISD GO BAM SINK Q	HTM	A1 / AA	3.500	08/15/2025	253,549.83	254,678.36
	1006	770043KP1	102653	250,000.00	250,000.00	ROANOKE TX GO QTEO	HTM	NR / AA	3.750	08/15/2025	254,505.06	259,250.13
	1006	89440AFZ6	103395	295,000.00	295,000.00	TRAVIS CNTY TX MUD #11 REF GO BAM SIN	AFS	NR / AA	4.000	08/15/2025	319,433.03	314,392.89
	1006	882722PE5	103479	500,000.00	500,000.00	TEXAS ST VETERANS HSG ASSISTANCE PRI	AFS	Aaa / NR	5.000	12/01/2025	507,212.47	507,670.00
	1006	626752SV2	102862	285,000.00	285,000.00	MURPHY TX WW & SS GO SINK QTEO	HTM	NR / AA	3.500	02/15/2026	295,485.88	306,653.79
	1006	465542FY9	103413	240,000.00	240,000.00	ITASCA TX ISD SCH BLDG GO PSF QTEO	HTM	NR / AAA	4.000	08/15/2026	247,571.43	246,189.60
	1006	34682EKR3	103295	585,000.00	585,000.00	FORT BEND CNTY TX MUD #123 GO BAM Q	AFS	A3 / AA	4.000	09/01/2026	626,475.56	631,843.87
	1006	016140NLS	103483	490,000.00	490,000.00	ALICE TX REF GO AGM QTEO	HTM	NR / AA	4.000	02/01/2028	522,478.09	545,580.21
	1006	566022QD4	102870	500,000.00	500,000.00	MARBLE FALLS TX GO QTEO	HTM	NR / AA	4.000	02/01/2028	527,322.08	543,576.36
	1006	3886227B2	102195	250,000.00	250,000.00	GRAPEVINE TX C/O GO	HTM	Aa1 / AA+	4.625	02/15/2028	250,000.00	250,422.50
	1006	626752SX8	102861	305,000.00	305,000.00	MURPHY TX WW & SS GO SINK QTEO	HTM	NR / AA	4.000	02/15/2028	319,825.41	333,149.73
	1006	31307CQS0	102578	385,371.48	1,000,000.00	FHLMC J #24065	HTM		2.500	06/01/2028	384,054.57	388,623.05
	1006	36179NFD5	102601	390,502.50	1,101,948.00	GNMA II #MA1064	HTM		2.500	06/20/2028	388,693.72	392,943.14
	1006	36179NHJ0	102604	360,916.70	1,000,000.00	GNMA II #MA1133	HTM		2.500	07/20/2028	360,517.84	363,172.43
	1006	121295FY0	103325	480,000.00	480,000.00	BURKBURNETT TX C/O WW & SS GO BAM	HTM	NR / AA	3.000	02/15/2029	507,243.30	507,159.74
	1006	3133EGDX0	103351	1,000,000.00	1,000,000.00	FFCB	AFS		2.880	06/07/2029	1,000,000.00	996,235.45
	1006	921237DH3	103520	255,000.00	255,000.00	VAN TX C/O GO BAM SINKING FUND QTEO	HTM	A3 / AA	3.000	08/15/2029	257,739.63	269,579.50
	1006	894520E43	103394	345,000.00	345,000.00	TRAVIS CNTY TX WTR CTL & IMPT DIST #01	AFS	NR / AA	4.000	11/01/2029	358,483.92	354,682.04
	1006	492350DF7	103350	270,000.00	270,000.00	KERR CNTY TX C/O GO QTEO	HTM	NR / AA	4.000	02/15/2030	280,757.57	279,092.26
	1006	782203CD3	103496	425,000.00	425,000.00	RUSK TX WW & SWR SYS C/O BAM-TCRS G	AFS	NR / AA	4.000	02/15/2030	442,224.09	443,534.35
	1006	924648JS8	103392	525,000.00	525,000.00	VERNON TX REF GO MAC SINKING FUND Q	HTM	NR / AA	4.000	03/15/2030	589,816.31	585,230.79
	1006	488818EP6	103449	215,000.00	215,000.00	KENEDY TX C/O GO SINKING FUND QTEO	HTM	NR / AA-	4.000	05/01/2030	231,873.72	237,531.13
	1006	897062ES0	103355	345,000.00	345,000.00	TROPHY CLUB TX GO AGC QTEO	HTM	Aa3 / AA+	4.125	09/01/2030	356,443.53	354,057.44
	1006	077131JT8	103490	285,000.00	285,000.00	BEEVILLE TX C/O GO AGM SINKING FUND C	HTM	NR / AA	4.000	08/15/2031	305,538.78	309,840.42
	1006	244109P32	103361	245,000.00	245,000.00	DEER PARK TX C/O GO QTEO	HTM	NR / AAA	4.000	03/15/2032	255,385.86	253,911.65
	1006	3128P73X9	102571	503,246.64	1,000,000.00	FHLMC C #91714	HTM		3.000	07/01/2033	501,514.05	513,122.86
	1006	36225CS51	101528	88,641.52	1,000,000.00	GNMA II #80856 ADJ RT	AFS		4.000	03/20/2034	88,624.06	90,507.31
	1006	36225DH49	101551	108,386.74	2,000,000.00	GNMA II #81150 ADJ RT	AFS		4.125	11/20/2034	108,386.74	111,071.86
	1006	36225DHX5	101552	63,506.72	2,000,000.00	GNMA II #81145 ADJ RT	AFS		4.125	11/20/2034	63,419.60	64,847.89
	1006	36225E5X6	101907	111,447.02	1,000,000.00	GNMA II #82661 ARM	AFS		4.125	11/20/2040	111,447.02	114,607.88
	1006	36225E5X6	101913	111,447.02	1,000,000.00	GNMA II #82661 ARM	AFS		4.125	11/20/2040	111,447.02	114,607.88
Items 69				25,718,466.34	34,696,948.00				3.172		26,277,500.22	26,492,920.70

Status Codes : N = New Purchase S = Sold M = Matured C = Called O = Paid Off \* = Pre-refunded T = ASC 320 Transfer I = Impaired

Note: Refer to the U.S. Government and Agency Ratings report for ratings on treasury, agency and pass through securities.

**FinSer** (210) 224-5492  
(210) 224-8787

9601 McAllister Freeway, Suite 301, San Antonio, Texas 78216-4633

## II. Pledge & Safekeeping Reports

